



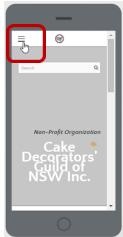
# Website Tutorial



Query from member asking how to Access & Download forms from "Members Only" page using mobile phone.

[www.cakedecoratorsguildnsw.org.au](http://www.cakedecoratorsguildnsw.org.au)

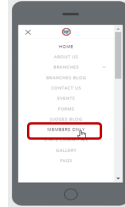
## Step 1



- From the Home Page
- Click on menu
- Top left corner



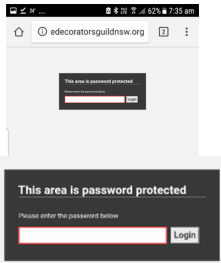
## Step 2



- Click on Members Only option

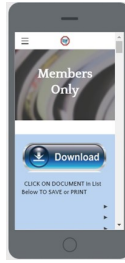


## Step 3



- Enter Password:
- Click on Login button

## Step 4

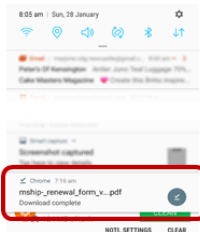


- After successful login Members Only page displays
- Scroll down to see links to files
- Click on Link e.g.: Renewal Membership Form



## Step 5

- Form will be downloaded (see msg example)
- Click on the download complete msg to open file
- You have options to choose from ie: print / save / share



## Hints

- **iPhone-** may behave differently, if so send email to: [website.cdgnsw@gmail.com](mailto:website.cdgnsw@gmail.com)
- **Forgot Password** to Members Only page? Go to FAQs page & click **FORGOT PASSWORD** Send email Subject: Forgot Password
- This Tutorial can be found on FAQ's page [www.cakedecoratorsguildnsw.org/faqs.html](http://www.cakedecoratorsguildnsw.org/faqs.html)